

Job Name:	
Order No.	

HITACHI

Submittal Data Sheet

PAS-30BUFASDQ1 / PPIM-B30UFA1DQ

30000 Btu/hr Horizontal Ducted Heat Pump System



Efficiency

Cooling		Heating	
SEER2	20.0	HSPF2	10.0
EER2	13.0	COP	3.9

Performance

Cooling (Btu/hr)

Rated (Min/Max)	30000(13000/35300)
Sensible@AHRI	22600
Operating Range	0°F~115°F

Indoor: 80°F DB/67°F WB
Outdoor: 95°F DB/75°F WB

Heating (Btu/hr)

1: @ 47° Rated (Min/Max)	32000(14400/39300)
2: @ 17° Rated	28600
3: @ 5° Max: Capacity / COP	28200/2.0
Operating Range	-13°F~75°F

- 1: Rated Heating Conditions:** Indoor: 70°F DB/60°F WB
Outdoor: 47°F DB/43°F WB
- 2: Rated Heating Conditions:** Indoor: 70°F DB/60°F WB
Outdoor: 17°F DB/15°F WB
- 3: Heating Conditions; Compressor Operating at Max Frequency:** Indoor: 70°F DB/60°F WB
Outdoor: 5°F DB/5°F WB

Indoor Specifications

	Cooling		Heating	
	H	M	H	M
Airflow Rate (cfm)	1059	776	1059	776
	L		L	
	735		735	
Sound (dBA)	43		43	
Dimensions (H x W x D) (in)	[11-13/16] X [43-5/16] X [31-1/2]			
Airflow Inlet (H x W) (in)	[10-3/32] X [41-15/64]			
Weight (Lbs)	88.2			
External Static Pressure (in. WC)	0.8			

Outdoor Specifications

Compressor	ATH356SKRC9EQ	
Refrigerant	R32	
Factory Charge (Lbs)	5.73	
Refrigerant Oil	RmM68EA or equivalent	
	Cooling	Heating
Airflow Rate (cfm)	3035	3035
Sound Pressure Level (dBA)	57	
Dimensions (W X H X D) (in)	[37-13/32]x[38-31/32]x[12-19/32]	
Weight (Lbs)	199.2	

Electrical

	208/60/1	230/60/1
System MCA	15.7	15.7
System MFA	40	40
Compressor RLA	11.5	11.5
Outdoor fan motor FLA	0.62	0.62
Outdoor fan motor W	138	138
Indoor fan motor FLA	2.15	2.15
Indoor fan motor W	310	310

MFA: Max. fuse amps **MCA:** Min. circuit amps (A) **FLA:** Full load amps (A)
RLA: Rated load amps (A) **W:** Fan motor rated output (W)

Piping

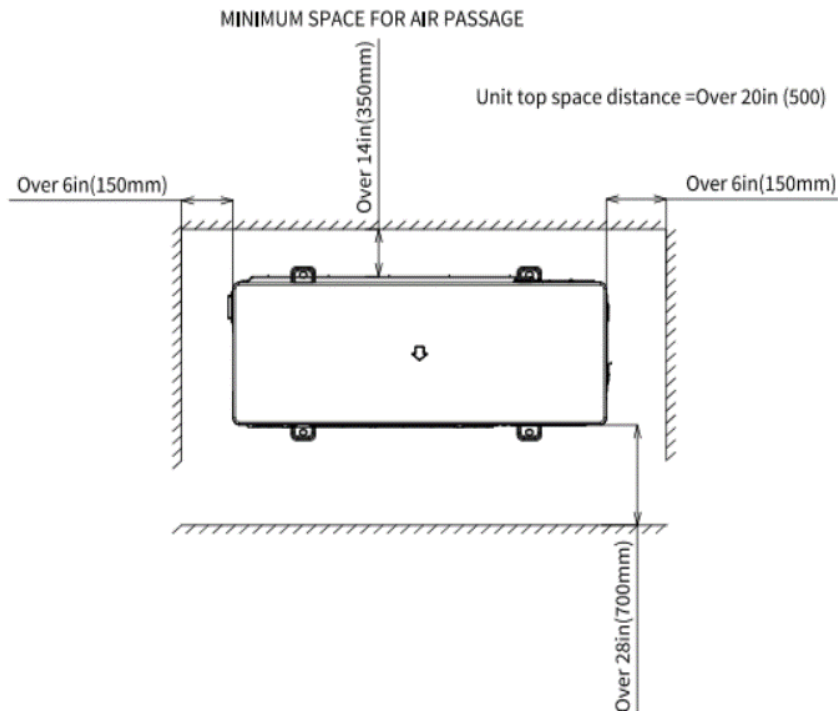
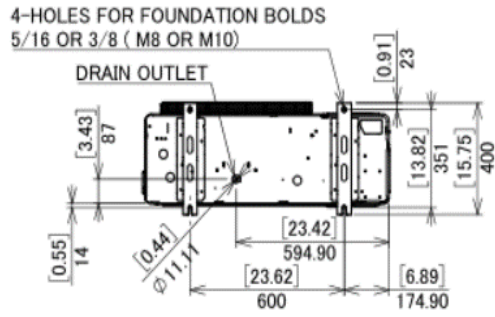
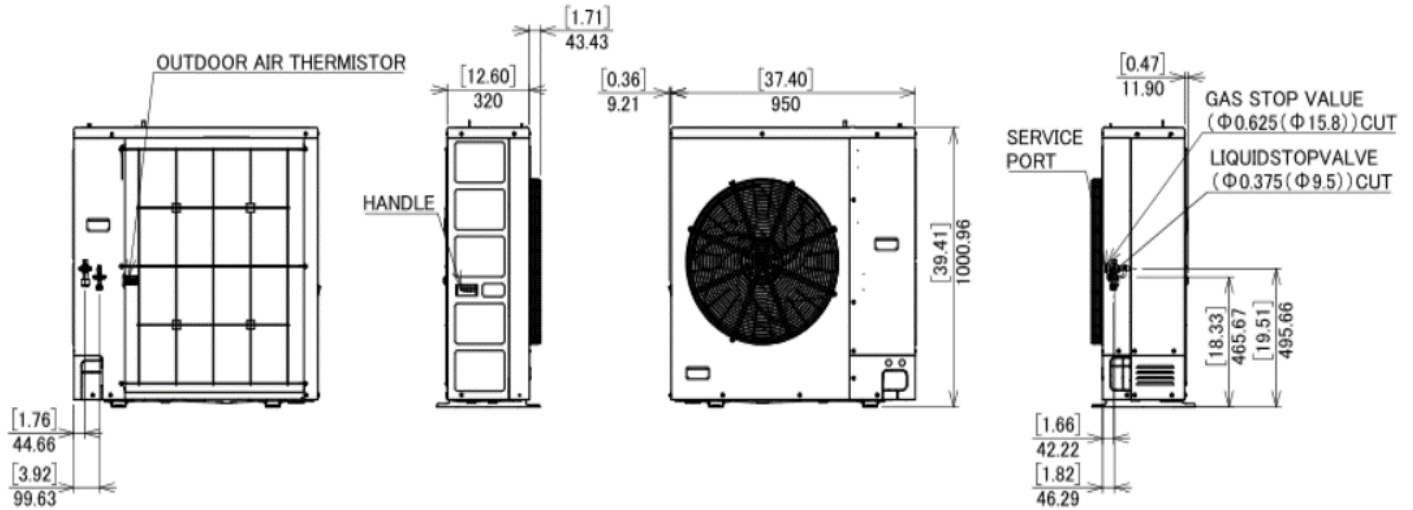
Liquid (in)	3/8
Gas (in)	5/8
Drain (in)	4/5
Max. Interunit Piping Length (ft)	246
Max. Interunit Height Difference (ft)	98.4
Chargeless (ft)	98.4
Additional Charge of Refrigerant (oz/ft)	0.194

Communication cable between Outdoor and Indoor 16-18 AWG 2 conductor copper stranded shielded wire. Power wiring cable must comply with NEC, local and state codes.

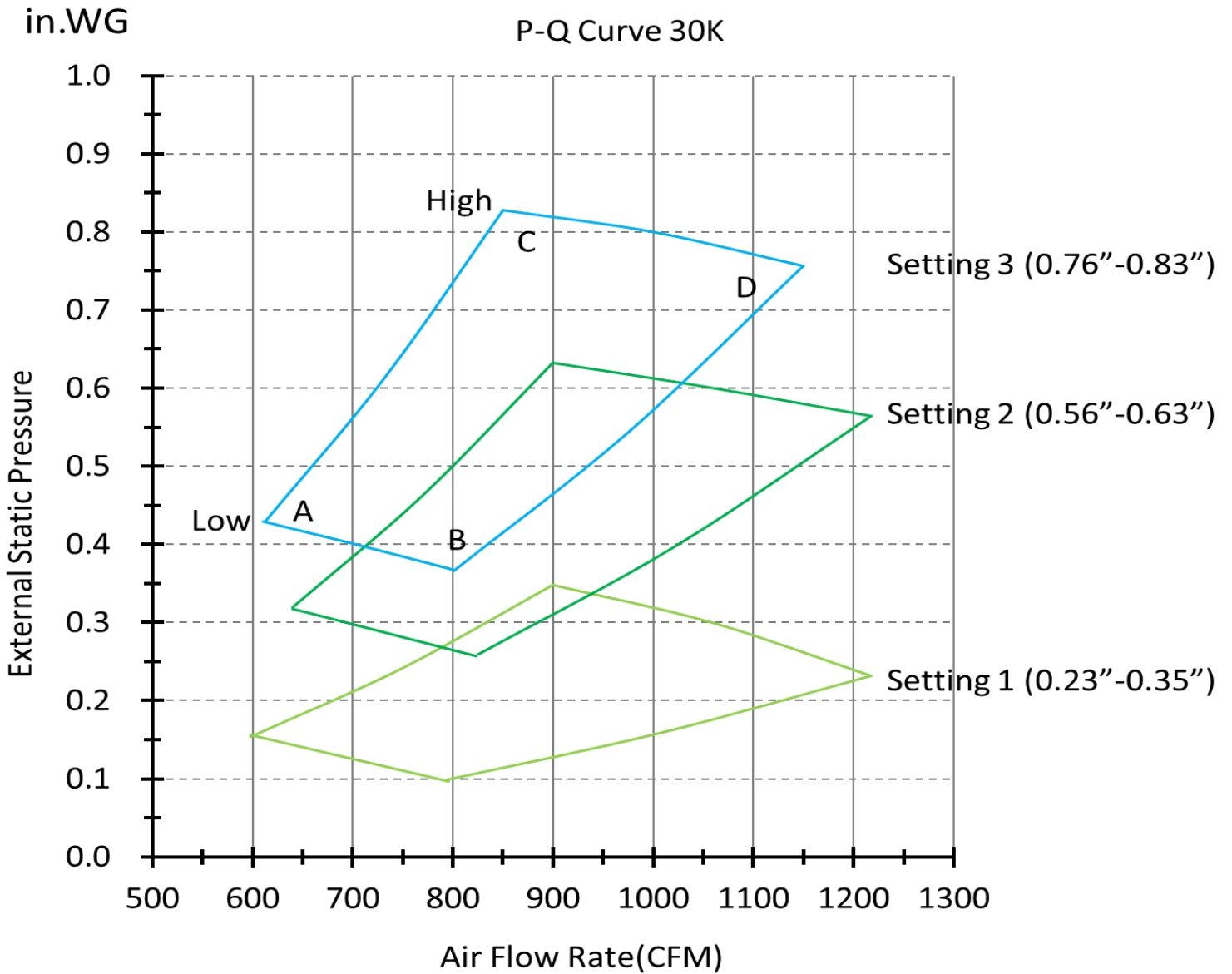
Optional Accessories

DESCRIPTION	PART NUMBER
Wired Remote Controller	CIW03-H
Wireless Remote Controller	PC-LH8QE
airCloud Adapter	GA-WFG-N
Mini Central Controller	CCM01
Large Central Controller	CCL01
Central Touchscreen Controller	CCXL02
5 Wire Thermostat Adapter	C3STAT01
5 Wire Thermostat, Wi-Fi, Modbus/Bacnet Adapter	C4STAT01
Remote Control Cable 16.4 ft	PRC-5K
Remote Control Cable 32.8 ft	PRC-10K
Remote Control Cable 49.2 ft	PRC-15K
Motion Sensor Kit	SOR-NEZ
Filter Box	FB-30PIE
IR Receiver	PC-ALHZ5Q
Nylon Mesh Filter	KW-PP9Q
BACnet/Modbus Gateway	HBN200-PRO
Condensate Pump	Included
Float Switch	Included
Auxiliary Heat CN25 connector	PCC-CN1925-H
Remote Sensor	THM-R2A
Leak Sensor Kit	RDS-PPIM-B30-48

Dimensional Data



External Static Pressure



Fan Curve Data

Indoor Unit ESP Setting	Point A		Point B		Point C		Point D	
	"WC	CFM	"WC	CFM	"WC	CFM	"WC	CFM
1 (0.23"-0.35")	0.16	598	0.10	795	0.35	900	0.23	1218
2 (0.56"-0.63")	0.32	640	0.26	824	0.63	900	0.56	1218
3 (0.76"-0.83")	0.43	610	0.37	799	0.83	850	0.76	1150