


Job Name	
Order No.	

HITACHI

Submittal Data Sheet	PAS-30BLFASDQ1 / PCI-B30UFA1DQ
30,000 Btu/hr Cassette Heat Pump System	



Efficiency

Cooling		Heating	
SEER2	20.3	HSPF2	11.2
EER2	13.9	COP	4.5

Performance

Cooling(Btu/hr)	
Rated(Min/Max)	30,000(13,500/38,000)
Sensible@AHRI	22,990
Operating Range	0°F~115°F

Indoor: 80°F DB/67°F WB
Outdoor: 95°F DB/75°F WB

Heating(Btu/hr)	
1: @ 47° Rated (Min/Max)	32,000(14,300/42,000)
2: @ 17° Rated	28,600
3: @ 5° Max: Capacity / COP	32000/2.26
Operating Range	-13°F~75°F

1: Rated Heating Conditions: Indoor: 70°F DB/60°F WB
Outdoor: 47°F DB/43°F WB
2: Rated Heating Conditions: Indoor: 70°F DB/60°F WB
Outdoor: 17°F DB/15°F WB
3: Heating Conditions; Compressor Operating at Max Frequency: Indoor: 70°F DB/60°F WB
Outdoor: 5°F DB/5°F WB

Electrical

	208/60/1	230/60/1
System MCA	18.5	18.5
System MFA	30	30
Compressor RLA	11	11
Outdoor fan motor FLA	0.62	0.62
Outdoor fan motor W	138	138
Indoor fan motor FLA	1.01	1.01
Indoor fan motor W	127	127

MFA: Max. fuse amps MCA: Min. circuit amps (A) FLA: Full load amps (A)
RLA: Rated load amps (A) W: Fan motor rated output (W)

Piping

Liquid (in)	3/8
Gas (in)	5/8
Drain (in)	1-3/16
Max. Interunit Piping Length (ft)	246
Max. Interunit Height Difference (ft)	98.4
Chargeless (ft)	98.4
Additional Charge of Refrigerant (oz/ft)	0.376

Indoor Specifications

Airflow Rate (cfm)	Cooling		Heating	
	Hi2	Hi	Hi2	Hi
	1060	940	1060	940
	M	L	M	L
	820	740	820	740
Sound (dBA)	49		49	
Dimensions (W x H x D) (in)	[33-5/64]x[11-11/32]x[33-5/64]			
Airflow Inlet (H x W) (in)	-			
Weight (Lbs)	59.5			

Outdoor Specifications

Compressor	ATH356SKRC9EQ		
Refrigerant	R32		
Factory Charge (Lbs)	5.73		
Refrigerant Oil	RmM68EA or equivalent		
Airflow Rate (cfm)	Cooling	Heating	
	2823	2823	
Sound Pressure Level (dBA)	55		
Dimensions (W x H x D) (in)	[37-13/32]x[38-31/32]x[12-19/32]		
Weight (lbs)	194		

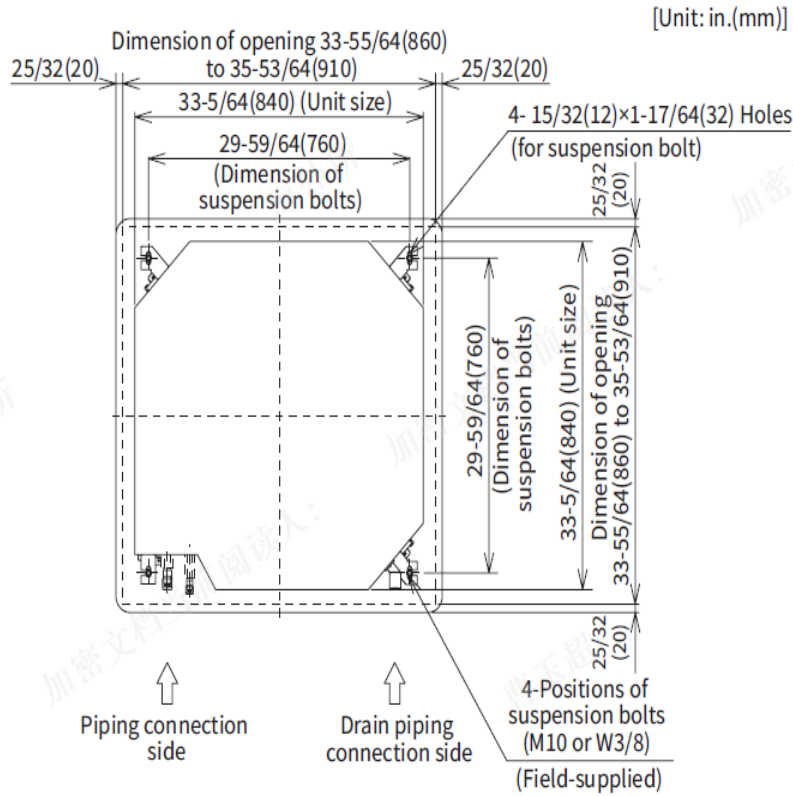
Recommended cable between Outdoor and Indoor 14AWG - 18AWG 4 conductors stranded copper wire and Power wiring cable size must comply with applicable national and local codes.

Optional Accessories:

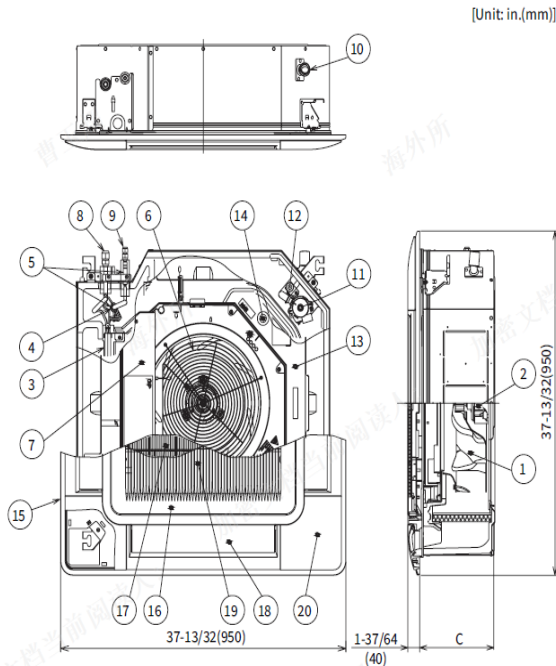
DESCRIPTION	PART NUMBER
Wired Remote Controller	CIW03-H
Wireless Remote Controller	PC-LH8QE
airCloud Adapter	GA-WFG-N
Mini Central Controller	CCM01
Large Central Controller	CCL01
Central Touchscreen Controller	CCXL02
5 Wire Thermostat Adapter	C3STAT01
5 Wire Thermostat, Wi-Fi, Modbus/Bacnet Adapter	C4STAT01
Remote Control Cable 16.4 ft	PRC-5K
Remote Control Cable 32.8 ft	PRC-10K
Remote Control Cable 49.2 ft	PRC-15K
Motion Sensor Kit	SOR-NEZ
IR Receiver	PC-ALH5Q
BACnet/Modbus Gateway	HBN200-PRO
4-Way Cassette Panel	PHKF160PAQ1
Air Panel (with motion sensor and radiation sensor)	P-AP160NAE1
Iconic-Panel (White)	P-GP160NAP
Condensate Pump	Included
Float Switch	Included
Auxiliary Heat CN25 connector	PCC-CN1925-H
Remote Sensor	THM-R2A
Duct Adapter	PD-75A

Dimensional Data:

Indoor Unit:



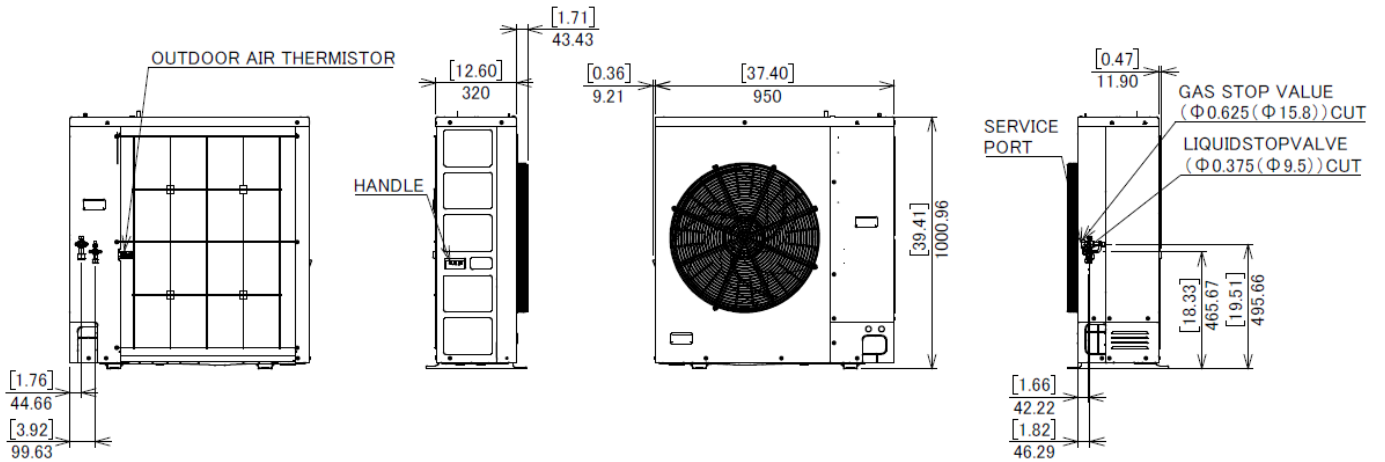
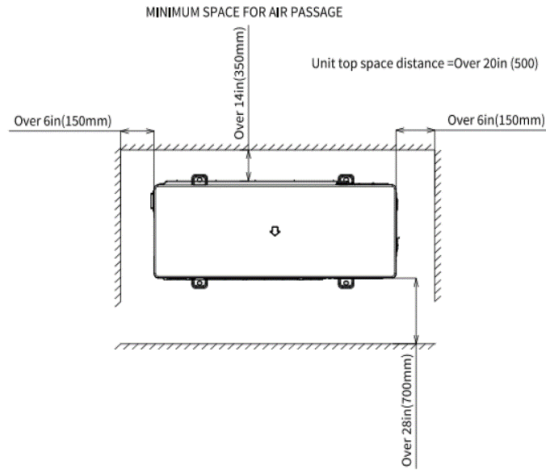
Name of Parts



Item.	Part Name
1	Fan
2	Fan Motor
3	Heat Exchanger
4	Distributor
5	Strainer
6	Protective Cover(PCI(24-48) only)
7	Electrical Box
8	Refrigerant Gas Pipe Connection
9	Refrigerant Liquid Pipe Connection
10	Condensate pipe Connection
11	Drain Discharge Mechanism
12	Float Switch
13	Drain Pan
14	Rubber Plug for Drain
15	Air Panel PHKF160PAQ1
16	Air Inlet Grille
17	Air Filter
18	Air Outlet
19	Air Inlet
20	Cover for Corner Pocket
C	PCI(18):9-3/8(238) PCI(24-48):11-11/32(288)

Outdoor Unit:

D/E框



IN CASE OF REMOVING STOP VALVE COVER

4-HOLES FOR FOUNDATION BOLDS
5/16 OR 3/8 (M8 OR M10)

